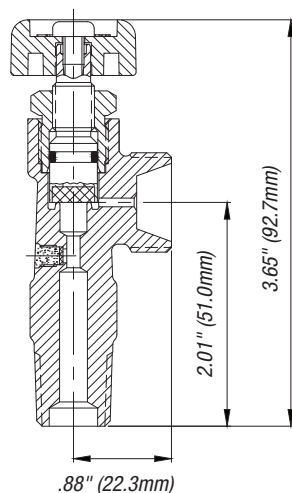


AV-HW Series

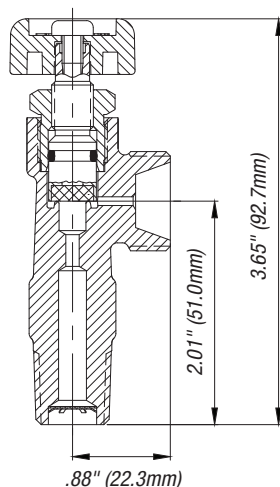
Small Cylinder Acetylene Handwheel-Operated Valves



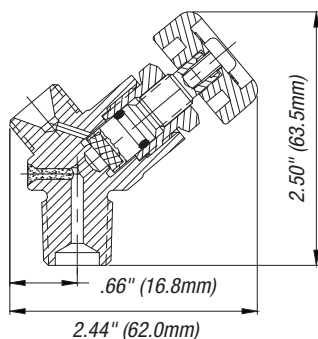
AVB521HW



AVB521HWM



AVMC201HW



Key Features & Benefits

All AV-HW series valves are offered with protected internal bonnet design.

AVB521HW

- Use with B style cylinders
- Handwheel enables ease of use in transportation and in the field
- Provides rugged durability for construction and field servicing applications

AVB521HWM

- Use in manifold applications
- Clearly labeled "Manifold" with red handwheel
- Enables ease of use in transportation and in the field
- Designed without fuse metal (no internal PRD)

AVMC201HW

- Use with 10 cu. ft. capacity (MC style) cylinders
- Enables ease of use in transportation and in the field
- Ideal for brazing and cutting applications

Design Specifications

	English	Metric
Maximum Working Pressure	500 PSI	34 Bar
Burst Pressure	1125 PSI	77 Bar
Leak Rate	1x10 ⁻³ atm cc/sec	1x10 ⁻³ Bar mL/sec
Operating Torque	10–20 in.-lbs	1–2 Nm
Cv Flow Factor	Standard (.078" Thru Hole) .15	
Cycle Life	2000 Minimum	2000 Minimum

AV-HW Series

Small Cylinder Acetylene Handwheel-Operated Valves

Materials of Construction	
Part Description	Materials of Construction
Handwheel	Aluminum A380
Screw	Zinc Plated Alloy Steel
Stem	Brass C36000
Bonnet	Brass C36000
O-Ring	Ethylene Propylene (EPDM)
Seat	Nylon, Zytel 101
Body	Forged Brass C37700
Lubricants	Christo-Lube
Fuse Metal	Bismuth, Lead, Cadmium, Tin
Retaining Ring (AVB521HWM)	PH15-7 MO Stainless Steel
Strainer (AVB521HWM)	Wire Monel Cloth

Standards of Conformance	
CGA V-9	Standard for Gas Cylinder Valves
ISO10297	International Standard for Cylinder Valves Design Specifications
CGA V-1	Compressed Gas Cylinder Valve Outlet
CGA S1.1	Standard for Pressure Relief Devices
A-A-59860	US General Services Administration Standards for Gas Cylinder Valves

Ordering Information				
Sherwood Part Number	CGA	Outlet Thread Size	Inlet Thread Size	Fusible Metal
AVB521HW	520	.895–18 NGO RH Ext.	3⁄8"–18 NGT	212° F
AVB521HWM (Manifold)	520	.895–18 NGO RH Ext.	3⁄8"–18 NGT	None
AVMC201HW	200	.625–20 NGO RH Ext.	3⁄8"–18 NGT	212° F

AV-HW Kits	
Sherwood Part Number	Description
78-2058-7-KIT	Gold Handwheel & Screw (25 pieces)
79-2058-7-KIT	Red Handwheel & Screw (25 pieces)
3329-13Y-KIT	Replacement Stem Assembly Kit (25 pieces)