


## Ultimate Liquid Cylinder Hose

### Introduction

Considered the highest quality liquid cylinder hose on the market. Efficient cryogenic liquid transfer for bulk transfilling, home care, food, biological preservation, laboratories, electronics and more. Perfect for filling and dispensing from home healthcare vans.




### Ultimate Flexibility

- Easy connection, coils up for storage, no broken wires
- Full armor casing protects hose from abrasion
- Design protects flare end from damage
- All stainless steel construction for longer life, faster cool-down, high durability
- Low profile corrugations for faster filling, lower pressure drop and less product loss
- Hoses and adapters can be provided cleaned, capped and bagged for oxygen service
- Available in 304 SS (Style CF04) or 316 SS (Style CF16)



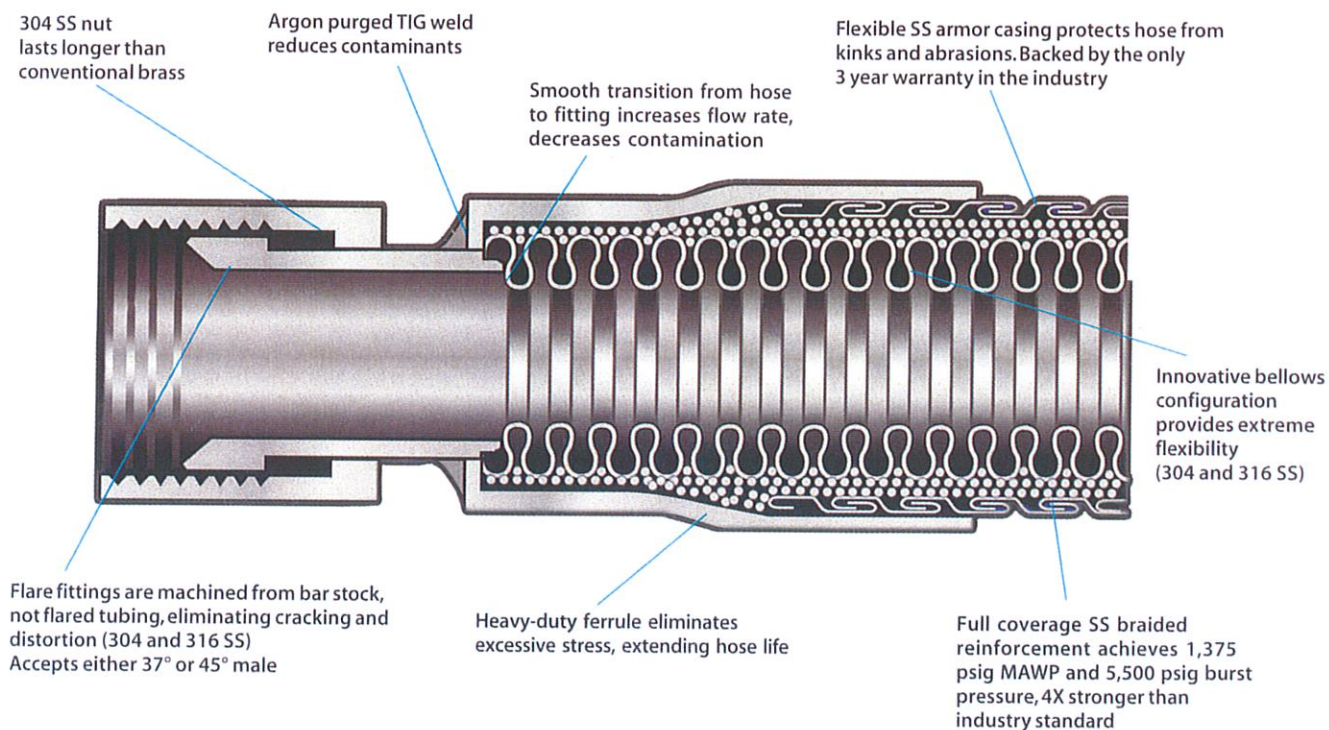
### Accessories

- **Safety Tee Assembly** — Prevents over-pressurization of hose assembly due to trapped liquid. Complete with 235 psig relief valve. For hose use only; not intended for tanks or other equipment.
- **90° Elbow Extension** — Connects to liquid cylinder. Prevents cylinder abrasion, overbending of hose.
- **T Handle Spinner** — Allows quick and easy connection of hose to liquid cylinder without the use of tools.
- **Phase Separator** — Provide safe, efficient filling of Dewars from liquid cylinders. (3/8" female NPT)
- **Adapters** — Allow easy connection of CGA 295, 440 and all female flares to male or female NPT.





## Ultimate Liquid Cylinder Hose Cross Section



### ULTIMATE LIQUID CYLINDER HOSE SPECIFICATIONS

NOMINAL SIZE I.D. (IN)	STYLE PREFIX AVAILABLE	O.D. MAX W/O ARMOR (IN)	O.D. MAX W/ ARMOR (IN)	MAWP (PSIG)	MINIMUM BURST PRESSURE (PSIG)	MIN. STATIC BEND RADIUS W/O ARMOR (IN)	MIN. STATIC BEND RADIUS W/ ARMOR (IN)	WEIGHT PER FOOT W/O ARMOR (LBS)	WEIGHT PER FOOT W/ ARMOR (LBS)	TEMPERATURE RANGE (°F)
1/2"	CF04	0.79	0.96	1375	5500	1.3	3.0	0.24	0.64	Cryo to 1500°
1/2"	CF16	0.79	0.96	1375	5500	1.3	3.0	0.24	0.64	Cryo to 1500°
3/4"	CF04	1.18	1.47	850	3400	2.1	6.0	0.36	0.98	Cryo to 1500°
3/4"	CF16	1.18	1.47	850	3400	2.1	6.0	0.36	0.98	Cryo to 1500°
1"	CF04	1.43	1.67	600	2400	2.5	6.5	0.44	1.24	Cryo to 1500°
1"	CF16	1.43	1.67	600	2400	2.5	6.5	0.44	1.24	Cryo to 1500°

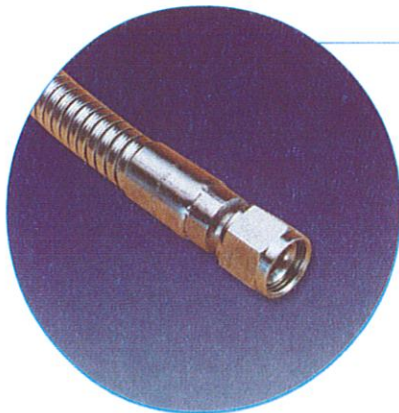
CF16=316 SS inner

CF04=304 SS inner

All of the above hoses are available with double braid for increased working pressure.



## Ultimate Liquid Cylinder Hose End Fittings




**Female Flare  
other than CGA  
295 or 440  
Fits either 37°  
or 45° Male**

**STYLE 02**  
Sizes: 1/4"-1"  
Available in  
S4, S6



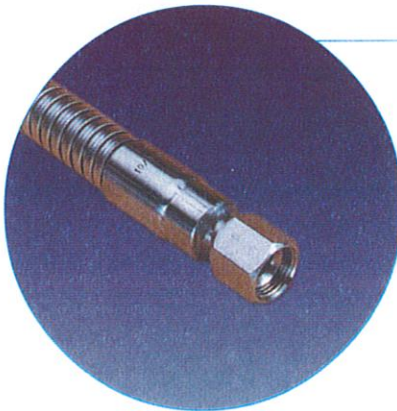
**Hex Male NPT**

**STYLE 03**  
Sizes: 1/4"-1"  
Available in  
S4, S6



**Hex Female  
NPT**

**STYLE 06**  
Sizes: 1/4"-1"  
Available in  
S4, S6




**CGA 295 1/2"  
45° Flare Female**

**STYLE 21**  
Sizes: 1/2" only  
Available in  
S4, S6



**CGA 295 1/2"  
45° Flare  
Female w/  
Safety Relief**

**STYLE 21T**  
Sizes: 1/2" only  
Available in  
S4, S6  
Brass relief



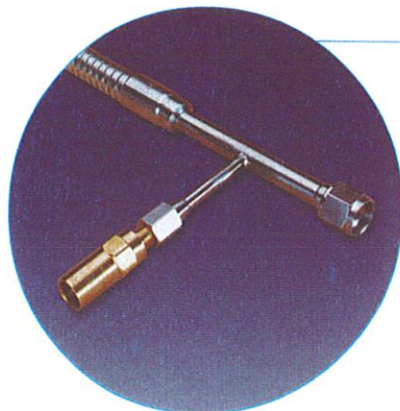
**CGA 440  
5/8" 45° Flare  
Female**

**STYLE 22**  
Sizes: 5/8" only  
Available in  
S4, S6

S4 = 304 Stainless Steel  
S6 = 316 Stainless Steel  
B = Brass  
M = Monel  
C = Carbon Steel



## Ultimate Liquid Cylinder Hose End Fittings



**CGA 440 w/  
Safety Relief**

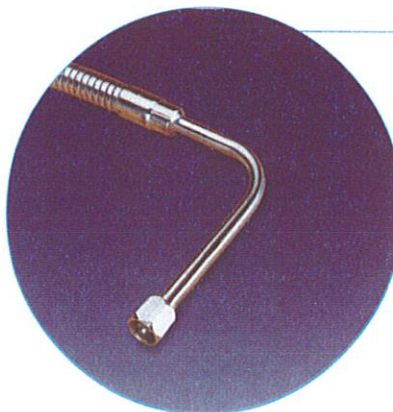
[STYLE 22T](#)

Sizes: 5/8" only

Available in

S4, S6

Brass relief



**CGA 295**

**Elbow 1/2"**


**45° Flare**

[STYLE 26](#)

Sizes: 1/2" only

Available in

S4, S6



**CGA 440**

**Elbow 5/8"**

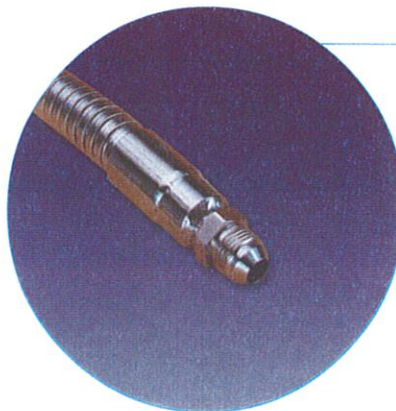
**45° Flare**

[STYLE 27](#)

Sizes: 5/8" only

Available in

S4, S6



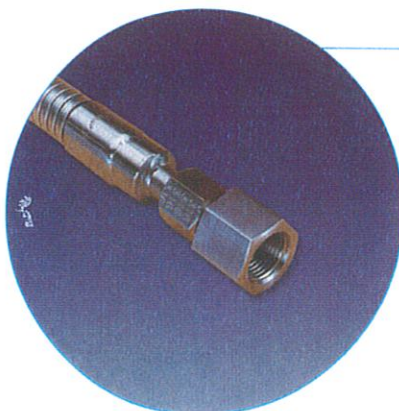
**Male Flare 45°**

[STYLE 37](#)

Sizes: 1/4"-1"

Available in

S4, S6

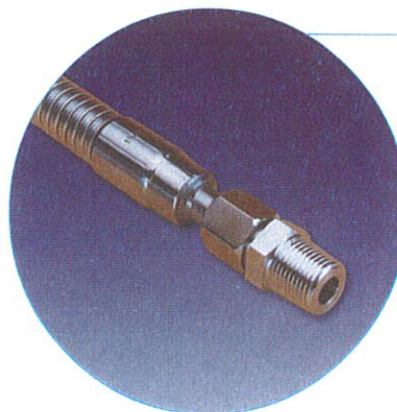


**Female Flare w/  
Female NPT  
Adapter**

[STYLE 07](#)

Sizes: 1/4"-1"

Available in S4



**Female Flare w/  
Male NPT  
Adapter**

[STYLE 08](#)

Sizes: 1/4"-1"

Available in S4

S4 = 304 Stainless Steel  
S6 = 316 Stainless Steel  
B = Brass  
M = Monel  
C = Carbon Steel

## How to Order Ultimate Liquid Cylinder Hose

CREATE A PART NUMBER USING THE CODES BELOW.

	1	2	3	4	5	6	7	8	9	10
	HOSE SIZE (1/16")	HOSE SIZE	FITTING STYLE 1ST END	1ST FITTING STYLE FROM HOSE SIZE	FITTING STEP UP/DOWN 2ND END	2ND FITTING STYLE FROM HOSE SIZE	FITTING STEP UP/DOWN BOTH ENDS	ARMOR MATERIAL	OXYGEN CLEAN	LENGTH (IN)
EX:	8	CF04	03	D	27		S4	A	O	120
	8	CF04	02	D-Step down	02	D-Step down	S4	A- Armor	O	
	12	CF16	03	DD-Step down x2	03	DD-Step down x2	S6	casing		
	16		06	U-Step up	06	U-Step up				
			07	UU-Step up x2	07	UU-Step up x2				
			08		08					
			21		21					
			21T		21T					
			22		22					
			22T		22T					
			26		26					
			27		27					
			37		37					

### Follow These Simple Steps

Choose the code from each column that defines the part you want to order. Write the codes left to right, in column order, to create a part number.

#### For Example:


- 1 Select hose size in 16ths of an inch = 8
- 2 Select hose style = CF04
- 3 Select the fitting style for the first end = 03
- 4 Add the step up/down letter for off size fitting from the hose size for the first fitting.  
Leave blank if fitting size is same as hose size = D
- 5 Select the fitting style for the second end = 27
- 6 Add the step up/down letter for off size fitting from the hose size for the second fitting.  
Leave blank if fitting size is same as hose size = None
- 7 Select the fitting material = S4
- 8 Select A for armor or leave blank for no armor = A
- 9 Select O for oxygen clean or leave blank for no oxygen clean = O
- 10 Select length in inches = 120"

#### Part Number - 8CF0403D27S4AO-120"

1/2" I.D. 304 SS hose with 3/8" Male NPT one end and a CGA 440 elbow on the other end, armor casing full length, cleaned for oxygen service, 120" overall length.



## How to Order Ultimate Liquid Cylinder Hose Accessories



### Safety Tees

[8T-295](#)


CGA 295  
male x female  
w/ 235 psi  
relief valve.

[10T-440](#)

CGA 440  
male x female  
with 235 psi  
relief valve.  
(other end

fitting combinations  
available. Consult  
factory for details)

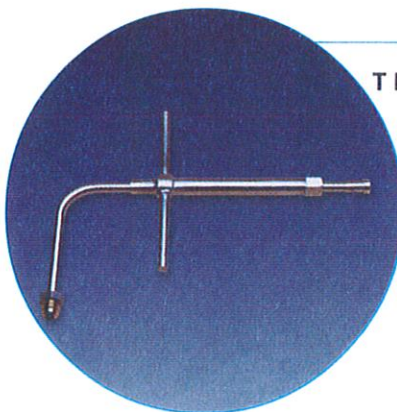
Available in S4 with brass relief



### Phase Separator

[7706PSS00](#)

Equipped with  
3/8" female NPT  
Available in S4



### T Handle Spinners

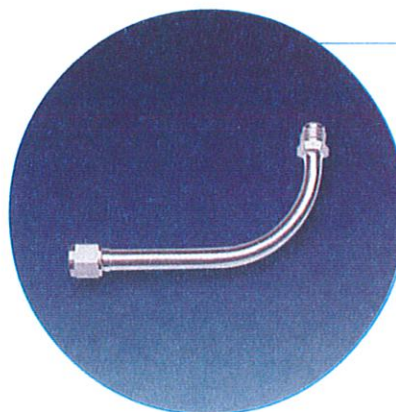
[8L-295T](#)

CGA 295  
male x female  
w/ built in elbow

[10L-440T](#)

CGA 440  
male x female  
w/ built in elbow  
(other end fitting  
combinations  
available. Consult  
factory for details.)

Available in S4



### 90° Elbow Extension

[8L-295](#)


CGA 295  
male x female

[10L-440](#)

CGA 440  
male x female  
(other end fitting  
combinations  
available. Consult  
factory for details)


Available in S4

## How to Order Ultimate Liquid Cylinder Hose Adapters




### Male Flare x Male NPT Adapters

- 4448-8BB0** — Male 295 x 1/4" Male NPT (Brass)
- 4448-8B40** — Male 295 x 1/4" Male NPT (SS)
- 4448-8CB0** — Male 295 x 3/8" Male NPT (Brass)
- 4448-8C40** — Male 295 x 3/8" Male NPT (SS)
- 4448-8DB0** — Male 295 x 1/2" Male NPT (Brass)
- 4448-8D40** — Male 295 x 1/2" Male NPT (SS)
- 4448-10BB** — Male 440 x 1/4" Male NPT (Brass)
- 4448-10CB** — Male 440 x 3/8" Male NPT (Brass)
- 4448-10DB** — Male 440 x 1/2" Male NPT (Brass)
- 4448-10D4** — Male 440 x 1/2" Male NPT (SS)
- 4448-12D4** — 3/4" Male Flare x 1/2" Male NPT (SS)
- 4448-12E4** — 3/4" Male Flare x 3/4" Male NPT (SS)
- 4448-16E4** — 1" Male Flare x 3/4" Male NPT (SS)
- 4448-16H4** — 1" Male Flare x 1" Male NPT (SS)
- 4448-16J4** — 1" Male Flare x 1-1/2" Male NPT (SS)



### Male Flare x Female NPT Adapters

- 4446-8BB0** — Male 295 x 1/4" Female NPT (Brass)
- 4446-8B40** — Male 295 x 1/4" Female NPT (SS)
- 4446-8CB0** — Male 295 x 3/8" Female NPT (Brass)
- 4446-8C40** — Male 295 x 3/8" Female NPT (SS)
- 4446-8DB0** — Male 295 x 1/2" Female NPT (Brass)
- 4446-8D40** — Male 295 x 1/2" Female NPT (SS)
- 4446-10CB** — Male 440 x 3/8" Female NPT (Brass)
- 4446-10DB** — Male 440 x 1/2" Female NPT (Brass)
- 4446-10D4** — Male 440 x 1/2" Female NPT (SS)
- 4446-10EB** — Male 440 x 3/4" Female NPT (Brass)
- 4446-12E4** — 3/4" Male Flare x 3/4" Male NPT (SS)
- 4446-16H6** — 1" Male Flare x 1" Female NPT (SS)



### Female Flare x Male Flare Adapters

- 77082137S4** — CGA 295 Male x Female (SS)
- 77102237S40** — CGA 440 Male x Female (SS)
- 77102238UUS40** — 1" Male Flare x 440 Female (SS)

*Many other Flare x NPT and Flare x Flare adapters available. Please consult factory for details.*