



ROUND BRASS HOSE FERRULES



Part No.	Std. Pkg.	Inside Diameter	Length	Recommended Crimping Tool	Part No.	Std. Pkg.	Inside Diameter	Length	Recommended Crimping Tool
6321	100	.330"	1/2"	KT15	HH	100	.650"	1/2"	KT15
833	100	.358"	1/2"	KT15	7328	100	.656"	1"	KT15
622	100	.380"	1/2"	KT15	GG	100	.675"	33/64"	KT15
620	100	.410"	1/2"	KT15	7329	100	.687"	1"	KT15
769	100	.450"	9/16"	KT10, 15 & 28	FF	100	.700"	33/64"	KT15
4750	100	.478"	11/16"	KT10, 15, 18 & 28	7330	100	.718"	1"	KT15
624	100	.500"	1/2"	KT10, 15 & 28	7330B	100	.718"	1"	KT15
7322	100	.500"	1"	KT15	EE	100	.725"	17/32"	KT15
625	100	.525"	1/2"	KT15	DD	100	.750"	17/32"	KT15
7324	100	.527"	1"	KT15	7331	100	.750"	1"	KT15
626	100	.548"	31/64"	KT10 & 28	7332	100	.781"	1"	
7325	100	.562"	1"	KT10, 15 & 28	7333	100	.812"	1"	
3588	100	.564"	3/4"	KT10, 15 & 28	7244A	100	.875"	27/32"	
KK	100	.575"	31/64"	KT10, 15 & 28	5029A	100	.900"	27/32"	
7326	100	.593"	1"	KT28	7242A	100	.937"	27/32"	
JJ	100	.600"	1/2"	KT28	5028A	100	.975"	27/32"	
II	100	.625"	1/2"	KT28					
7327	100	.625"	1"	KT28					


NOTE: Hose diameters may vary, check for proper inside diameter of the ferrules.

OVAL BRASS DUAL HOSE BRACES



Part No.	Std. Pkg.	Inside Dimension	Length	Metal Gauge
9116	100	.448 x .890	15/32"	.019"
9979	100	.474 x .943	15/32"	.019"
9940P	100	.535 x 1.071	3/4"	.024"
9593	100	.593 x 1.109	3/4"	.024"
453	100	.593 x 1.238	3/4"	.025"
454	100	.700 x 1.325	3/4"	.025"

BRASS HOSE CLAMPS



Part No.	Std. Pkg.	Hose I.D.	Clamp I.D.	
			Open	Closed
HC-500	100	3/16"	7/16"	25/64"
HC-501	100	1/4"	1/2"	7/16"
HC-503	100	3/8"	5/8"	19/32"

NOTE: For proper size-The open hose clamp I.D. should be 1/32" larger than the outside diameter of the hose.